

Your local independent charity  
supporting older people in  
Camden since 1965


# Guide to Connecting to Wi-Fi



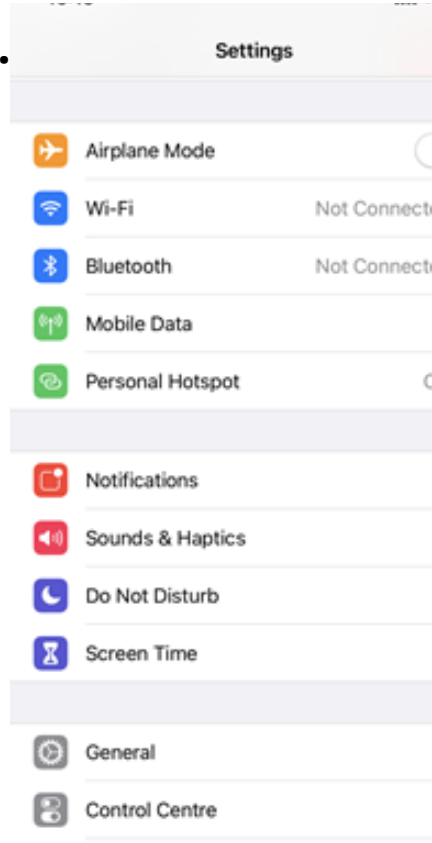
**Wi-Fi is technology that allows your  
phone, tablet and PC to connect to  
the internet**

# Connecting to Wi-Fi - iPhone

1. Unlock your phone and click on 'Settings'. This is the grey cog button.



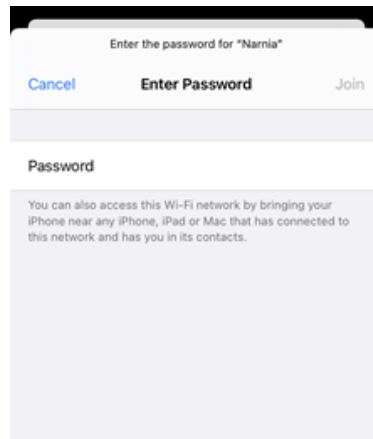
2. Next click on 'Wi-Fi'.



3. Now find the name of your Wi-Fi router under 'My Networks', and then click onto it.



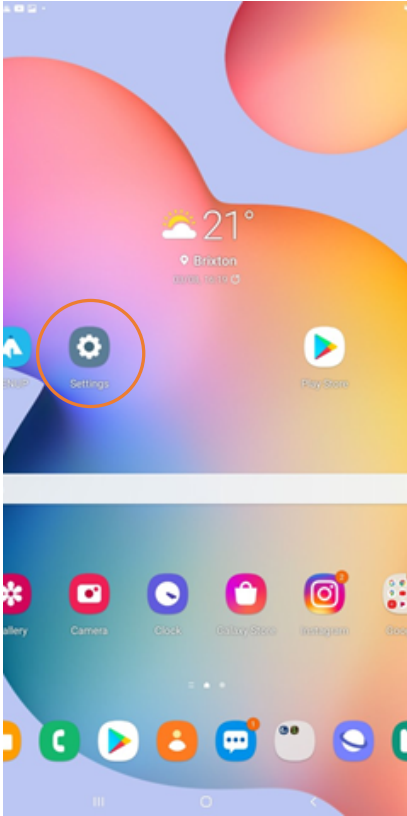
4. Enter the password of your Wi-Fi. Make sure you are very precise when entering it ensuring all upper and lower case letters and numbers are correct.



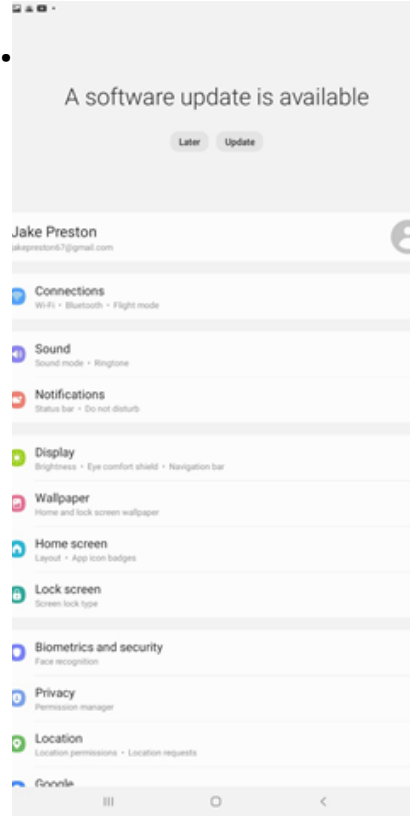
If you have successfully connected to your Wi-Fi the above symbol (in the orange circle) should appear.

# Connecting to Wi-Fi - Android

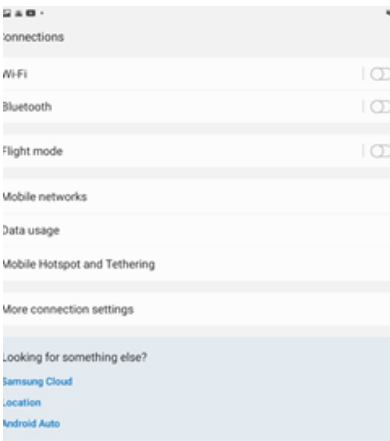
1. Unlock your phone and click on 'Settings'. This is the grey cog button.



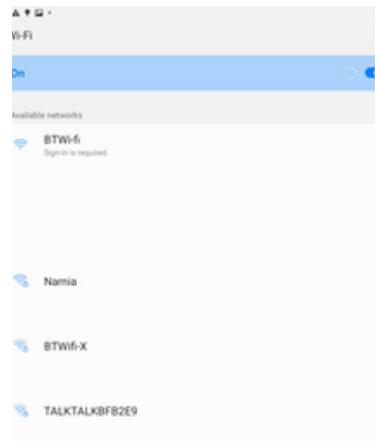
2. Next click on 'Connections'.



3. Slide the switch button next to 'Wi-Fi' so that it turns blue.



4. Next find your Wi-Fi name and click onto it. Enter the password of your Wi-Fi. Make sure you are very precise when entering it.



5. If you have successfully connect to your Wi-Fi the above symbol (in the orange circle) should appear.



If you have successfully connect to your Wi-Fi the above symbol (in the orange circle) should appear.

# Contact us

For more information, or to sign up to one of our gadget clinics, please contact us on:

- General enquires -  
020 7239 0400
- Information & Advice -  
020 7837 3777
- [www.ageukcamden.org.uk](http://www.ageukcamden.org.uk)
- [info@ageukcamden.org.uk](mailto:info@ageukcamden.org.uk)

**Age UK Camden**  
**68 Parkway, Camden,**  
**London, NW1 7AH**

**Charity No. 293446**  
**Est. 1965**

