

Your local independent charity
supporting older people in
Camden since 1965

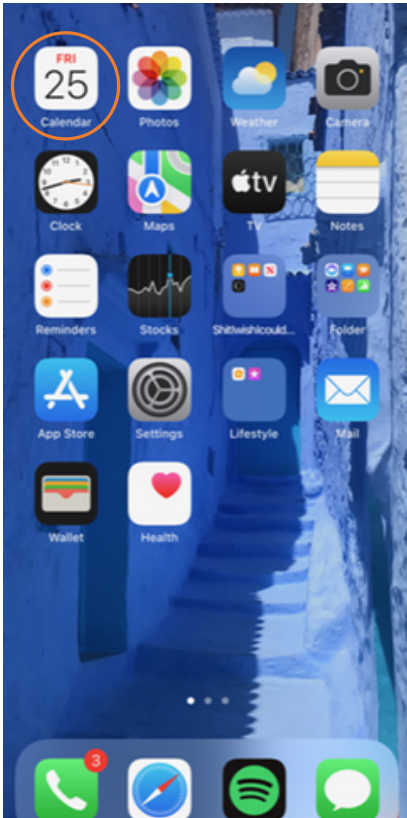
Guide to your Phone Calendar



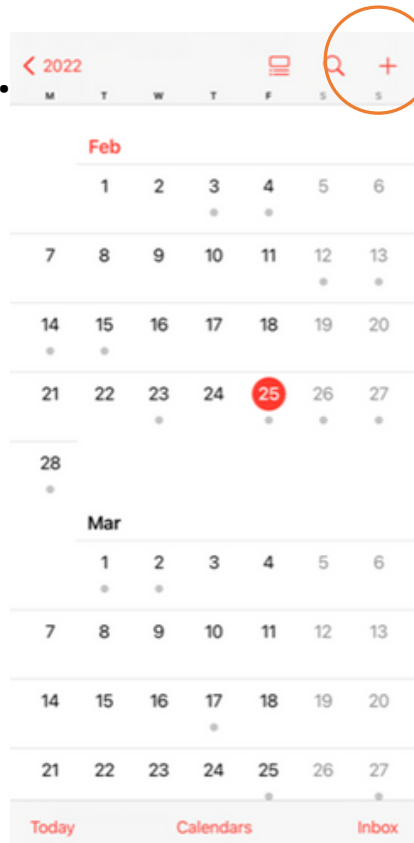
**Concurring your calendar is a great way
to keep organised, add in appointments
and significant other birthdays.**

Your calendar on an iPhone

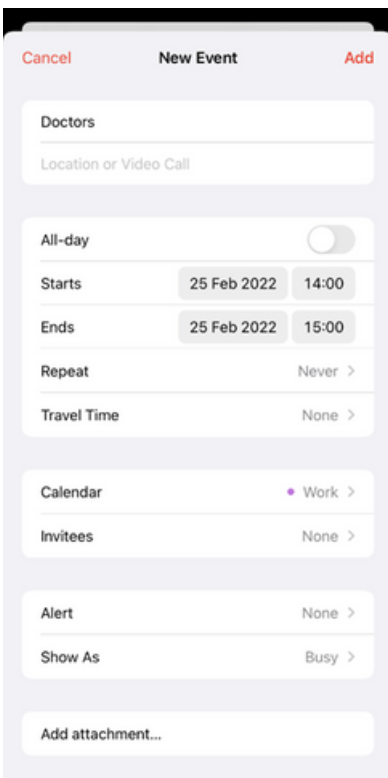
1. Tap on the Calendar icon on the top left on your main screen.



2. Tap on the + to add a new event to your calendar.



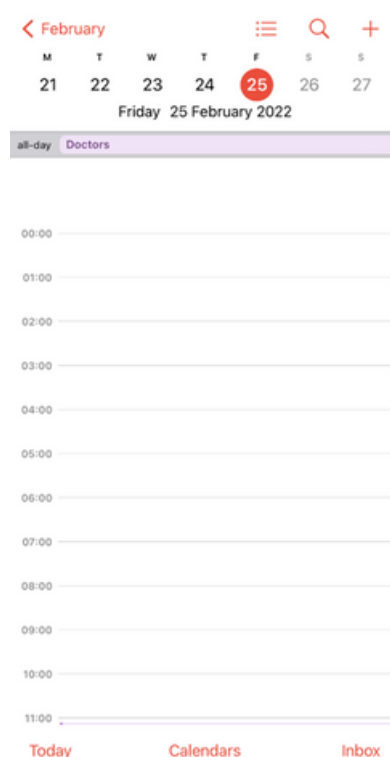
3. Type the event at the top of the page and you can even add the location underneath.



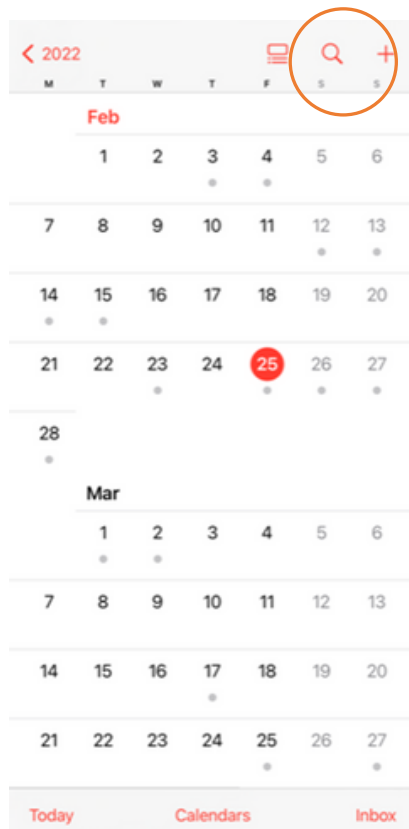
Tap on the switch next to 'all day' if your event runs the entire day. Otherwise select the time, start date, and end date that applies.

When your done tap 'done' at the top right of the page.

4. The event you have entered will now appear in your calendar.



5.



If you can't find a certain event in your calendar but know you put it in, tap on the magnifying glass on the top of the screen and search key words of your event.

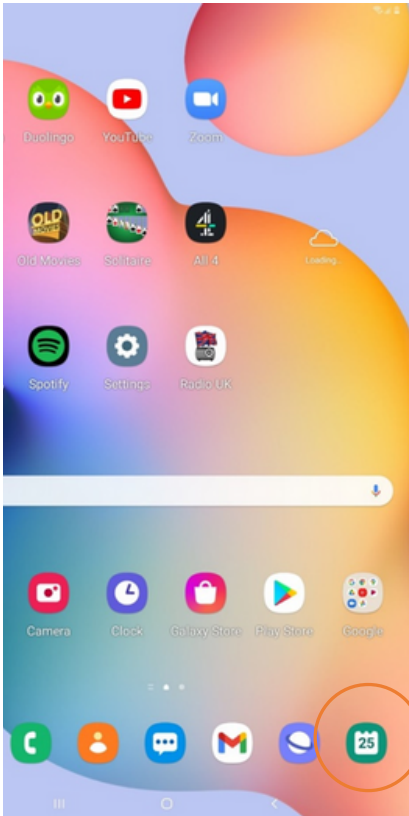
6.



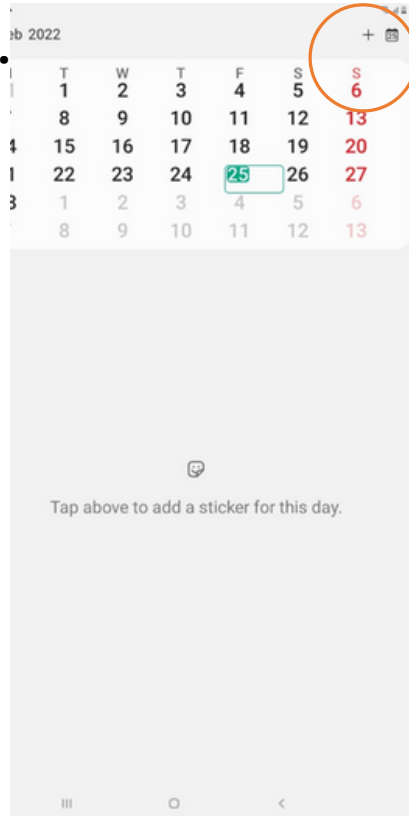
It should come up with the date like this if you entered the same title you saved it as.

Your calendar on an Android

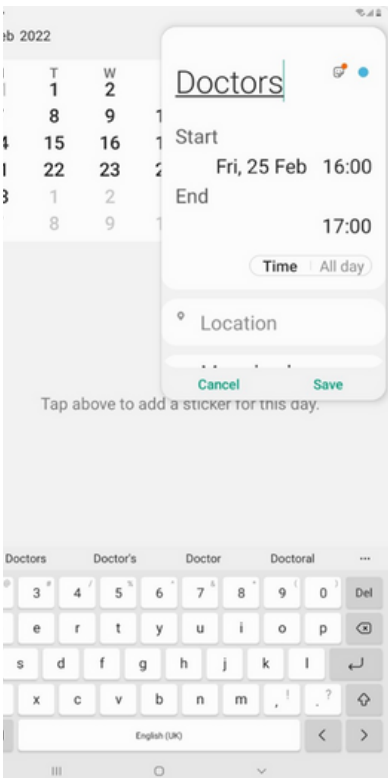
1. Tap on the Calendar icon in the bottom right.



2. Tap on the + on the top right of the screen.

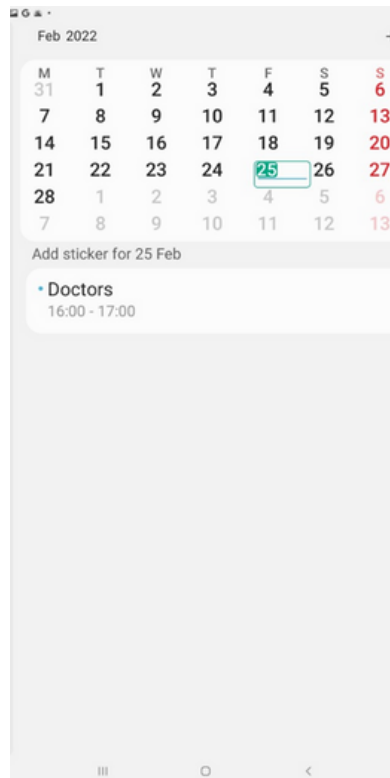


3. Type in the name of the event and select the right date and time it commences.



Once you are done tap on 'save'.

4. Your calendar will now look this and show the event on the date in the calendar.



Contact us

For more information, or to sign up to one of our gadget clinics, please contact us on:

- General enquires -
020 7239 0400
- Information & Advice -
020 7837 3777
- www.ageukcamden.org.uk
- info@ageukcamden.org.uk

Age UK Camden
68 Parkway, Camden,
London, NW1 7AH

Charity No. 293446
Est. 1965

