

My dearest watercolourists,

We started this year sweet and fresh, painting a basket of fruit.


To begin with, we decided on the fruits we wanted to include in our basket and tried our hand at painting those.

Working with watercolours, we continue to employ the layering techniques we have been working with for the past several months.

We created a bunch of grapes. The first layer of colour may look a little bit like brickwork, but do not worry. We are going to wait for this layer to dry, then add another layer. The end result will be a dense and delicious looking bunch of grapes.


We also created the colour foundation for a watermelon slice and an apple.






Next up, we played with creating an orange and also suggesting the skin-like texture of the orange peel (by dotting some orange paint with a thin brush) as well as sketching a bunch of bananas.

For the first part of our session we just got comfortable using watercolours again and playing around with shape and colour.




When we were feeling ready, we moved on to the big project of the day: the fruit basket composition.

We started off using watered-down paint and sketched the large layout of the basket. Knowing we are going to add elements over the outline of the basket made us more aware of the fact that we want these lines to be very subtle and easy to cover up.



Next, we worked on our composition. We decided where we wanted the different elements to be placed and how. First we only gave a rough estimate and we did not go into too much detail. Once we were happy and confident with our placing of the fruit, we started applying more pigment.





We introduced all the elements to the composition and laid out the very first layer of watercolour. As we let it dry, we then went on and worked on the weaving of the basket.



Our first project of the year was, as you can see, very ambitious and we did not finish the whole composition in the two hours we had together.

As the session came to an end, we still had to finish working on the basket and the second maybe even the third layer of paint. What we decided was to let ourselves be surprised and enchanted next week, when we will all share our finished composition!

Next week, I will try to attach some examples of work, not only mine but also yours, if you would like that!

I am very much looking forward to seeing your work. Please share it with me via email or post it on Facebook! Always so excited to see your beautiful paintings!

I am very much looking forward to our Monday meeting and seeing the final result!

Best,

Ioana